



PRODUCT INFORMATION S800-Schrank-4-6_TY_EN - 22.11.2021 - www.vs-furniture.com

Serie 800

Cabinets and wardrobe cabinets with one wing door, 40 to 60 cm wide.

Element cabinet (for details, see table) in the height units 2, 3, 4, 5 and 6 FH.

Type: Wing-door cabinet.






Front consisting of a single-wing door hung on the left or right with bow-type handle, inset-type handle or knob handle.

Locking system optionally with cylinder or turnknob locks.

Interior equipment consisting of adjustable shelf inserts and/or according to the depth and width dimensions with wardrobe racks, drawers or hooks on the screwed wardrobe base.

Erection: Models from a height of 197 cm or models with drawers and/or pullouts (DGV Regel 108-007) must be secured to the wall or floor.

The following material groups are available: Body and bases made of chipboard: L6; Front made of chipboard: L3; Front veneered: F1.

						
Serie 800	H (in cm for standard base) =	84,5 2FH	122,0 3FH	159,5 4FH	197,0 5FH	234,5 6FH
D=42,5	W= 40 cm	44000	44001	44002	44003	44005
	W= 50 cm	44100	44101	44102	44103	44105
	W= 60 cm	44200	44201	44202	44203	44205
D=58,0	W= 40 cm	44300	44301	44302	44303	44305
	W= 50 cm	44400	44401	44402	44403	44405
	W= 60 cm	44500	44501	44502	44503	44505
	Adjustable shelf inserts	1	2	3	4	5
	Locks	1	1	1	1	1